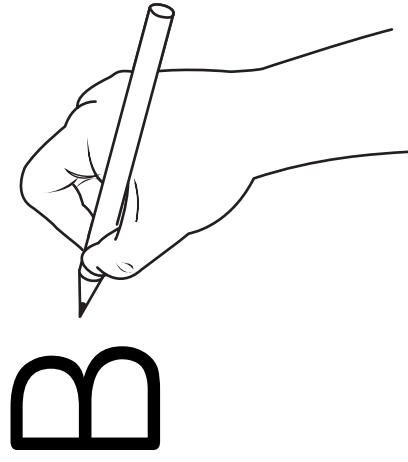



# How to Write Uppercase Letter B

Use two strokes to write the uppercase [letter B](#).




- Step 1 - Start at the top line and move straight down to the base line.
- Step 2 - Go back to the starting point and move right in a circular direction until reaching the middle line and connecting to the first line.
- Step 3 - Continue from the middle line in the opposite direction moving down in a circle until reaching the base line and closing the letter shape.



# How to Write Lowercase Letter b

Use one continuous stroke to write the lowercase letter b.

b



- Step 1 - Start at the top line and move straight down to the base line.
- Step 2 - Move back up and curve to the right until touching the middle line.
- Step 3 - Move around in a circle until closing the letter shape at the base line.

